

Grinders, Sanders, etc.

- * **Grinders**

(Angle Grinders, Straight Grinders,
Die Grinders, Vertical grinders,
CNS Grinders)

- * **Sanders**

- * **Saw · File**

- * **Dia Cutter**



Straight Grinders

A full range of straight grinders is provided.

■ Safety Grip Type

● 65mm(2 1/2") Built-in governor



NHG-65D



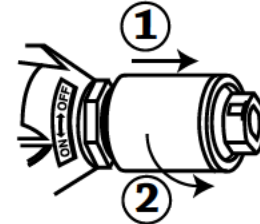
NHG-65LD



NHG-65LD-75

Safety Grip Type

- ① Pull back the sleeve, and
- ② Turn it anticlockwise to start.



● 32mm (1 1/4") Non governor



NHG-65K-03(3mm collet chuck)
 NHG-65K-06(6mm collet chuck)
 NHG-65K-10(1/8" collet chuck)
 NHG-65K-20(1/4" collet chuck)



NHG-65LK-03(3mm collet chuck)
 NHG-65LK-06(6mm collet chuck)
 NHG-65LK-10(1/8" collet chuck)
 NHG-65LK-20(1/4" collet chuck)



NHG-65LK-75

Optional Collet Chuck

Model	Collet size		
	3mm	1/8"	1/4"
NHG-65K	○	○	○
NHG-65LK	○	○	○

● 100mm(4") Built-in governor



NHG-100A

● 125mm(5") Built-in governor



NHG-125

● 150mm(6") Built-in governor



NHG-150

Recommended air pressure 0.6MPa(6kgf/cm², 85psi)

Model	code	Capacity (Wheel size)		Collet size	Max.free speed	Overall length		Mass		Max. output		Air inlet thread	Hose size		Average air consumption	
		mm	in			mm	in	kg	lb	kw	ps		mm	in	m ³ /min	ft ³ /min
NHG-65D	10053	65x13x9.5	2 ⁹ / ₁₆ x 1/2 x 3/8	-	14600	310	12 ³ / ₁₆	1.3	2.9	0.58	0.79	1/4	9.5	3/8	0.55	19.4
NHG-65LD	10054	65x13x9.5	2 ⁹ / ₁₆ x 1/2 x 3/8	-	14600	510	20 ¹ / ₁₆	1.6	3.5	0.58	0.79	1/4	9.5	3/8	0.55	19.4
NHG-65LD-75	70427	65x13x9.5	2 ⁹ / ₁₆ x 1/2 x 3/8	6□	14600	756	29 ³ / ₄	2.2	4.8	0.58	0.79	1/4	9.5	3/8	0.55	19.4
NHG-65K-03		32	1 1/4	3mm	18000	311	12 1/4	1.3	2.9	0.58	0.79	1/4	9.5	3/8	0.55	19.4
NHG-65K-06	10650	32	1 1/4	6mm	18000	311	12 1/4	1.3	2.9	0.58	0.79	1/4	9.5	3/8	0.55	19.4
NHG-65K-10	10060	32	1 1/4	1/8"	18000	311	12 1/4	1.3	2.9	0.58	0.79	1/4	9.5	3/8	0.55	19.4
NHG-65K-20	10061	32	1 1/4	1/4"	18000	311	12 1/4	1.3	2.9	0.58	0.79	1/4	9.5	3/8	0.55	19.4
NHG-65LK-03		32	1 1/4	3mm	18000	511	20 1/8	1.6	3.5	0.58	0.79	1/4	9.5	3/8	0.55	19.4
NHG-65LK-06	10066	32	1 1/4	6mm	18000	511	20 1/8	1.6	3.5	0.58	0.79	1/4	9.5	3/8	0.55	19.4
NHG-65LK-10	10068	32	1 1/4	1/8"	18000	511	20 1/8	1.6	3.5	0.58	0.79	1/4	9.5	3/8	0.55	19.4
NHG-65LK-20	10069	32	1 1/4	1/4"	18000	511	20 1/8	1.6	3.5	0.58	0.79	1/4	9.5	3/8	0.55	19.4
NHG-65LK-75	70430	32	1 1/4	6mm	18000	756	29 ³ / ₄	2.2	4.8	0.58	0.79	1/4	9.5	3/8	0.55	19.4
NHG-100A	10075	100x19x12.7	4 x 3/4 x 1/2	-	9500	366	14 ⁵ / ₁₆	2.3	5.1	0.88	1.2	3/8	12.7	1/2	0.65	23.0
NHG-125	10077	125x19x12.7	5 x 3/4 x 1/2	-	7500	405	15 ¹⁵ / ₁₆	3.2	7.0	1.04	1.42	3/8	12.7	1/2	0.9	31.8
NHG-150	10081	150x25x15.9	6 x 1 x 3/8	-	6200	440	17 ³ / ₁₆	4.6	10.1	1.32	1.8	3/8	12.7	1/2	1.1	38.8

Specifications are subject to change without notice.

Straight Grinders

A full range of straight grinders is provided.

■ Safety Lever Type

● 65mm(2 1/2") Built-in governor



NHG-65DLW



NHG-65LDLW

● 32mm (1 1/4") Non governor



NHG-65KLW-03 (3mm collet chuck)
 NHG-65KLW-06 (6mm collet chuck)
 NHG-65KLW-10 (1/8" collet chuck)
 NHG-65KLW-20 (1/4" collet chuck)



NHG-65LKLW-03 (3mm collet chuck)
 NHG-65LKLW-06 (6mm collet chuck)
 NHG-65LKLW-10 (1/8" collet chuck)
 NHG-65LKLW-20 (1/4" collet chuck)

● 100mm(4") Built-in governor



NHG-100ALW

● 125mm(5") Built-in governor



NHG-125LW

● 150mm(6") Built-in governor



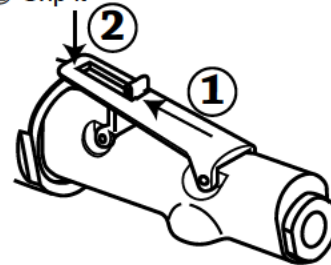
NHG-150LW

Optional Collet Chuck

Model	Collet size		
	3mm	1/8"	1/4"
NHG-65K,LW	○	○	○
NHG-65LKLW	○	○	○

Safety Lever Type

- ① Push the lever down, and
- ② Grip it



Recommended air pressure 0.6MPa(6kgf/cm², 85psi)

Model	code	Capacity (Wheel size)		Collet size	Max.free speed	Overall length		Mass		Max. output		Air inlet thread	Hose size		Average air consumption	
		mm	in			mm	in	kg	lb	kw	ps		Rc or NPT	mm	in	m ³ /min
NHG-65DLW	10055	65x13x9.5	2 ⁹ / ₁₆ x 1/2 x 3/8	-	14600	338	13 ⁵ / ₁₆	1.3	2.9	0.58	0.79	1/4	9.5	3/8	0.55	19.4
NHG-65LDLW	10056	65x13x9.5	2 ⁹ / ₁₆ x 1/2 x 3/8	-	14600	538	21 ³ / ₁₆	1.6	3.5	0.58	0.79	1/4	9.5	3/8	0.55	19.4
NHG-65KLW-03		32	1 1/4	3mm	18000	339	13 ³ / ₄	1.3	2.9	0.58	0.79	1/4	9.5	3/8	0.55	19.4
NHG-65KLW-06	10062	32	1 1/4	6mm	18000	339	13 ³ / ₄	1.3	2.9	0.58	0.79	1/4	9.5	3/8	0.55	19.4
NHG-65KLW-10	10064	32	1 1/4	1/8"	18000	339	13 ³ / ₄	1.3	2.9	0.58	0.79	1/4	9.5	3/8	0.55	19.4
NHG-65KLW-20	10065	32	1 1/4	1/4"	18000	339	13 ³ / ₄	1.3	2.9	0.58	0.79	1/4	9.5	3/8	0.55	19.4
NHG-65LKLW-03		32	1 1/4	3mm	18000	539	21 ¹ / ₄	1.6	3.5	0.58	0.79	1/4	9.5	3/8	0.55	19.4
NHG-65LKLW-06	10070	32	1 1/4	6mm	18000	539	21 ¹ / ₄	1.6	3.5	0.58	0.79	1/4	9.5	3/8	0.55	19.4
NHG-65LKLW-10	10072	32	1 1/4	1/8"	18000	539	21 ¹ / ₄	1.6	3.5	0.58	0.79	1/4	9.5	3/8	0.55	19.4
NHG-65LKLW-20	10073	32	1 1/4	1/4"	18000	539	21 ¹ / ₄	1.6	3.5	0.58	0.79	1/4	9.5	3/8	0.55	19.4
NHG-100ALW	10076	100x19x12.7	4 x 3/4 x 1/2	-	9500	411	16 ³ / ₁₆	2.3	5.1	0.88	1.20	3/8	12.7	1/2	0.65	23
NHG-125LW	10078	125x19x12.7	5 x 3/4 x 1/2	-	7500	452	17 ¹³ / ₁₆	3.2	7.0	1.04	1.42	3/8	12.7	1/2	0.9	31.8
NHG-150LW	10082	150x25x15.9	6 x 1 x 5/8	-	6200	486	19 ¹ / ₈	4.6	10.1	1.32	1.80	3/8	12.7	1/2	1.1	38.8

Specifications are subject to change without notice.

Angle Grinders

A wide selection of angle grinders offer you a greater choice for your particular work.

Grip Type

● 100mm(4") Built-in governor



NGS-100

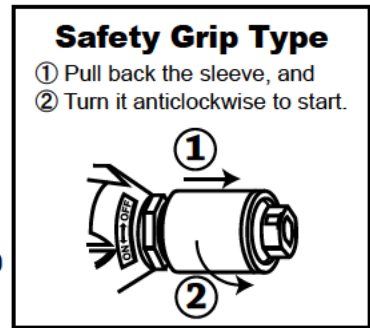


NAG-400A



NGP-100

Option :
Side Handle
for NAG-400A



● 100mm(4") Non governor



NAG-1F-04

● 125mm(5") Non governor



NAG-1F-05



NGP-125

Safety Grip Type

● 150mm(6") Built-in governor



NAG-6XA

● 180mm(7") Built-in governor - Light weight type -



NAG-70S



NAG-70A

● 180mm(7") Built-in governor

- Powerful type -

- Powerful type -

- High-speed Powerful type -

● 230mm(9") Built-in governor



NAG-2
(Short Spindle Type)



NAG-2E
(Long Spindle Type)



NAG-77HA



NAG-230E
(Long Spindle Type)

Recommended air pressure 0.6MPa(6kgf/cm², 85psi)

Model	code	Capacity (Wheel size)		Spindle thread	Max free speed	Overall length		Height		Mass		Max. output		Air inlet thread	Hose size		Average air consumption	
		mm	in			in	min ⁻¹	mm	in	mm	in	kg	lb		kw	ps	RcorNPT	mm
NGS-100	15208	100x6x15	4 x 1/4 x 9/16	-	13600	192	7 ⁹ / ₁₆	85	3 ³ / ₈	1.0	2.2	0.64	0.88	1/4	9.5	3/8	0.5	17.7
NAG-400A	15320	100x6x15	4 x 1/4 x 9/16	-	13600	216	8 ¹ / ₂	86	3 ³ / ₈	1.7	3.7	0.85	1.15	1/4	9.5	3/8	0.65	23
NGP-100	15239	100x6x15	4 x 1/4 x 9/16	-	13600	225	7 ⁷ / ₈	97	3 ¹³ / ₁₆	1.8	3.7	1.2	1.63	3/8	9.5	3/8	1.0	35.3
NAG-1F-04	15315	100x6x15.9	4 x 1/4 x 9/16	-	12700	190	7 ¹ / ₂	83	3 ¹ / ₄	1.6	3.5	0.87	1.19	1/4	9.5	3/8	0.68	24
NAG-1F-05		125x6x22	5 x 1/4 x 7/8	-	12700	187	7 ³ / ₈	77	3 ¹ / ₄	1.5	3.3	0.87	1.19	1/4	9.5	3/8	0.68	24
NGP-125	15318	125x6x22	5 x 1/4 x 7/8	-	10900	225	7 ⁷ / ₈	105	4 ¹ / ₈	1.5	3.3	1.2	1.63	3/8	9.5	3/8	1.0	35.3
NAG-6XA	10023	150x6x22	6 x 1/4 x 7/8	5/8" -11UNC	9000	229	9	110	4 ⁵ / ₁₆	1.9	4.1	0.87	1.10	1/4	12.7	1/2	0.65	23
NAG-70S	10026	180x6x22	7 x 1/4 x 7/8	5/8" -11UNC	7600	238	9 ³ / ₈	109	4 ⁵ / ₁₆	2.8	5.5	1.30	1.70	3/8	12.7	1/2	1.1	38.8
NAG-70A	10756	180x6x22	7 x 1/4 x 7/8	5/8" -11UNC	7600	260	10 ¹ / ₄	107	4 ³ / ₁₆	3.1	6.1	1.20	1.60	3/8	12.7	1/2	1.2	42.4
NAG-2	10037	180x6x22	7 x 1/4 x 7/8	5/8" -11UNC	7600	276	10 ⁷ / ₈	126	4 ¹⁵ / ₁₆	4.0	8.8	1.32	1.80	3/8	12.7	1/2	1.2	42.4
NAG-2E	10038	180x6x22	7 x 1/4 x 7/8	5/8" -11UNC	7600	276	10 ⁷ / ₈	138	5 ⁷ / ₁₆	4.1	9.0	1.32	1.80	3/8	12.7	1/2	1.2	42.4
NAG-77HA	10032	180x6x22.2	7 x 1/4 x 7/8	5/8" -11UNC	8400	282	11 ¹ / ₈	120	4 ³ / ₄	4.1	9.0	1.50	2.10	3/8	12.7	1/2	1.4	49.4
NAG-230E	10040	230x6x22	9 x 1/4 x 7/8	5/8" -11UNC	5500	276	10 ⁷ / ₈	138	5 ⁷ / ₁₆	4.4	9.7	1.32	1.80	3/8	12.7	1/2	1.2	42.4

Specifications are subject to change without notice.

■ Safety Lever Type

● 100mm(4") Non governor



NAG-1FLW-04

● 125mm(5") Non governor



NAG-1FLW-05

● 180mm(7") Built-in governor

- Light weight type -



NAG-70ALW

● 180mm(7") Built-in governor

- Powerful type -

- High-speed Powerful type -



NAG-2ELW
(Long Spindle Type)



NAG-77HALW

● 230mm(9") Built-in governor



NAG-230ELW (Long Spindle Type)

■ Safety Lever Type · Right/Left Replaceable Handle

● 100mm(4") Rear Exhaust, Spindle Lock system



NAG-11A-04

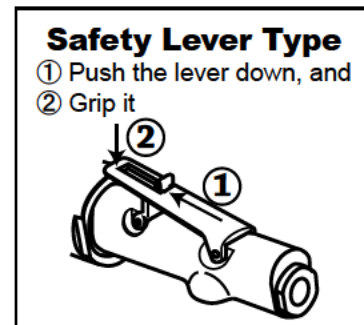
● 125mm(5") Rear Exhaust, Spindle Lock system



NAG-11A-05



NAG-11A-U5



Recommended air pressure 0.6MPa(6kgf/cm², 85psi)

Model	code	Capacity (Wheel size)		Spindle thread	Max.free speed	Overall length		Height		Mass		Max. output		Airinlet thread	Hose size		Average air consumption	
		mm	in			in	min ⁻¹	mm	in	mm	in	kg	lb		kw	ps	RcorNPT	mm
NAG-1FLW-04	15319	100x6x15.9	4 x 1/4 x 5/8	-	12700	232	9 1/8	79	3 1/8	1.5	3.3	0.87	1.19	1/4	9.5	3/8	0.68	24
NAG-1FLW-05	15326	125x6x22	5 x 1/4 x 7/8	-	12000	232	9 1/8	83	3 1/4	1.6	3.5	0.87	1.19	1/4	9.5	3/8	0.68	24
NAG-6XALW	10024	150x6x22	6 x 1/4 x 7/8	5/8" -11UNC	9000	250	9 13/16	110	4 5/16	2.5	5.5	0.81	1.10	1/4	12.7	1/2	0.65	23
NAG-70ALW	10742	180x6x22	7 x 1/4 x 7/8	5/8" -11UNC	7600	279	11 1/32	107	4 3/16	3.1	6.8	1.20	1.60	3/8	12.7	1/2	1.2	42.4
NAG-2ELW	10039	180x6x22	7 x 1/4 x 7/8	5/8" -11UNC	7600	321	12 5/8	138	5 7/16	4.1	9.0	1.32	1.80	3/8	12.7	1/2	1.2	42.4
NAG-77HALW	10034	180x6x22.2	7 x 1/4 x 7/8	5/8" -11UNC	8400	324	12 3/4	120	4 3/4	4.1	9.0	1.5	2.1	3/8	12.7	1/2	1.4	49.4
NAG-230ELW	10041	230x6x22	9 x 1/4 x 7/8	5/8" -11UNC	5500	321	12 5/8	138	5 7/16	4.3	9.5	1.32	1.80	3/8	12.7	1/2	1.2	42.4
NAG-11A-04	10794	100x6x15.9	4 x 1/4 x 5/8	-	12000	248	9 3/4	94	3 11/16	2.2	4.8	0.88	1.20	3/8	9.5	3/8	0.8	28.3
NAG-11A-05	10808	125x6x22	5 x 1/4 x 7/8	M14 x2.0	12000	248	9 3/4	98	3 7/8	2.3	5.1	0.88	1.20	3/8	9.5	3/8	0.8	28.3
NAG-11A-U5	15207	125x6x22	5 x 1/4 x 7/8	5/8" -11UNC	12000	248	9 3/4	112	4 7/16	2.2	4.8	0.88	1.20	3/8	9.5	3/8	0.8	28.3

Specifications are subject to change without notice.

Die Grinders

Die Grinders are suitable for precise, delicate finishing as required in handling small points and burrs.

■ Grip Type



RG-38CA-06
(6mm collet chuck)
RG-38CA-20
(1/4" collet chuck)



RG-382A-06
(6mm collet chuck)
RG-382A-20
(1/4" collet chuck)

■ Lever Type



RG-16AK-06
(6mm collet chuck)



RG-25-03
(3mm collet chuck)
RG-25-06
(6mm collet chuck)
RG-25-10
(1/8" collet chuck)
RG-25-20
(1/4" collet chuck)

■ Safety Lever Type




RG-38CX-06
(6mm collet chuck)
RG-38CX-20
(1/4" collet chuck)



RG-383-06
(6mm collet chuck)
RG-383-20
(1/4" collet chuck)

Safety Lever Type

- ① Push the lever down, and
- ② Grip it



Option : **Collet Bush for 3mm shank**

Code No.15000720



Insert collet bush into collet chuck for 6mm to change to 3mm
Model : **RG-16AK/25/38CA,CX/382A,383**

Optional Collet Chuck

Model	Collet size		
	3mm	1/8"	1/4"
RG-16AK	○	○	-
RG-16AKLW	○	○	-
RG-25	○	○	-
RG-25LW	○	○	-
RG-38CA	-	-	○
RG-38CX	-	-	○
RG-382A	-	-	○
RG-383	-	-	○

Recommended air pressure 0.6MPa(6kgf/cm², 85psi)

Model	code	Capacity (Wheel size)		Collet size	Max.free speed	Overall length		Mass		Max. output		Air inlet thread	Hose size		Average air consumption	
		mm	in			mm	in	kg	lb	kw	ps		Rc or NPT	mm	in	m ³ /min
RG-38CA-06	15303	φ25	1	6mm	22000	189	7 ¹ / ₁₆	0.5	1.1	0.42	0.57	1/4	9.5	3/8	0.5	17.7
RG-38CA-20	15305	φ25	1	1/4"	22000	189	7 ¹ / ₁₆	0.5	1.1	0.42	0.57	1/4	9.5	3/8	0.5	17.7
RG-382A-06	15304	φ25	1	6mm	22000	184	7 ¹ / ₄	0.5	1.1	0.42	0.57	1/4	9.5	3/8	0.5	17.7
RG-382A-20	15306	φ25	1	1/4"	22000	184	7 ¹ / ₄	0.5	1.1	0.42	0.57	1/4	9.5	3/8	0.5	17.7
RG-16AK-06	10725	φ16	5/8	6mm	35000	178	7	0.4	0.88	0.30	0.41	1/4	6.3	1/4	0.25	8.8
RG-25-03		φ20	13/16	3mm	30000	174	6 ¹ / ₈	0.52	1.1	0.41	0.56	1/4	6.3	1/4	0.4	14.1
RG-25-06	10140	φ20	13/16	6mm	30000	174	6 ¹ / ₈	0.52	1.1	0.41	0.56	1/4	6.3	1/4	0.4	14.1
RG-25-10		φ20	13/16	1/8"	30000	174	6 ¹ / ₈	0.52	1.1	0.41	0.56	1/4	6.3	1/4	0.4	14.1
RG-25-20		φ20	13/16	1/4"	30000	174	6 ¹ / ₈	0.52	1.1	0.41	0.56	1/4	6.3	1/4	0.4	14.1
RG-16AKLW-06	10731	φ16	5/8	6mm	35000	178	6 ¹⁵ / ₁₆	0.4	0.88	0.30	0.41	1/4	6.3	1/4	0.25	8.8
RG-16AKLW-20		φ16	5/8	1/4"	35000	178	6 ¹⁵ / ₁₆	0.4	0.88	0.30	0.41	1/4	6.3	1/4	0.25	8.8
RG-25LW-03		φ20	13/16	3mm	30000	176	6 ¹⁵ / ₁₆	1.1	2.4	0.41	0.56	1/4	6.3	1/4	0.4	14.1
RG-25LW-06	10143	φ20	13/16	6mm	30000	176	6 ¹⁵ / ₁₆	1.1	2.4	0.41	0.56	1/4	6.3	1/4	0.4	14.1
RG-25LW-10		φ20	13/16	1/8"	30000	176	6 ¹⁵ / ₁₆	1.1	2.4	0.41	0.56	1/4	6.3	1/4	0.4	14.1
RG-25LW-20		φ20	13/16	1/4"	30000	176	6 ¹⁵ / ₁₆	1.1	2.4	0.41	0.56	1/4	6.3	1/4	0.4	14.1
RG-38CX-06	15180	φ25	1	6mm	22000	183	7 ³ / ₁₆	0.6	1.3	0.42	0.57	1/4	9.5	3/8	0.5	17.7
RG-38CX-20	15302	φ25	1	1/4"	22000	183	7 ³ / ₁₆	0.6	1.3	0.42	0.57	1/4	9.5	3/8	0.5	17.7
RG-383-06	15188	φ25	1	6mm	22000	178	7	0.6	1.3	0.42	0.57	1/4	9.5	3/8	0.5	17.7
RG-383-20	15300	φ25	1	1/4"	22000	178	7	0.6	1.3	0.42	0.57	1/4	9.5	3/8	0.5	17.7

Specifications are subject to change without notice.

Vertical Grinders / CNS Grinders

Vertical Grinders

These direct-drive grinders provide strong grinding power.

■ Lever Type

● 180mm(7") Built-in governor



NVG-180SL

● 230mm(9") Built-in governor



NVG-230SL

■ Safety Lever Type

● 180mm(7") Built-in governor

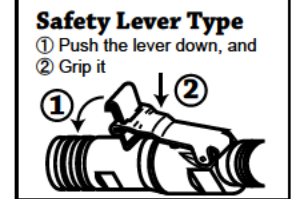


NVG-180SLW

● 230mm(9") Built-in governor



NVG-230SLW



Recommended air pressure 0.6MPa(6kgf/cm², 85psi)

Model	code	Capacity (Wheel size)		Spindle thread	Max free speed	Overall length		Mass		Max. output		Airinlet thread	Hose size		Average air consumption	
		mm	in			in	mm	in	kg	lb	kw		ps	Rc or NPT	mm	in
NVG-180SL	10119	180x6x22	7 x 1/4 x 7/8	5/8"-11UNC	7100	187	7 3/8	3.8	8.4	1.87	2.54	3/8	12.7	1/2	1.1	38.8
NVG-230SL	10122	230x6x22	9 x 1/4 x 7/8	5/8"-11UNC	5900	189	7 7/16	4.2	9.2	1.87	2.54	3/8	12.7	1/2	1.1	38.8
NVG-180SLW	10120	180x6x22	7 x 1/4 x 7/8	5/8"-11UNC	7100	187	7 3/8	3.8	8.4	1.87	2.54	3/8	12.7	1/2	1.1	38.8
NVG-230SLW	10123	230x6x22	9 x 1/4 x 7/8	5/8"-11UNC	5900	189	7 7/16	4.2	9.2	1.87	2.54	3/8	12.7	1/2	1.1	38.8
NVG-230HLW	10101	230x6x22	9 x 1/4 x 7/8	5/8"-11UNC	5900	189	7 7/16	4.2	9.2	1.87	2.54	3/8	12.7	1/2	1.1	38.8

Specifications are subject to change without notice.

CNS Grinders

The CNS Grinder is most suitable for removing block scale, oxide layer, or paint and provides uniform and beautiful facing.

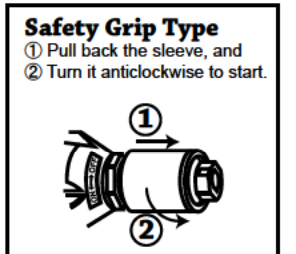
■ Safety Grip Type



NHG-65G



NHG-75G



*CNS Wheel turn to page 36.

Recommended air pressure 0.6MPa(6kgf/cm², 85psi)

Model	code	Capacity (Wheel size)		Max free speed	Overall length		Height		Mass		Max. output		Airinlet thread	Hose size		Average air consumption	
		mm	in		mm	in	mm	in	kg	lb	kw	ps		Rc or NPT	mm	in	m ³ /min
NHG-65G	10044	65x26x9.5	2 1/2 x 1 x 3/8	14000	310	12 3/16	-	-	1.3	2.9	0.58	0.79	1/4	9.5	3/8	0.55	19.4
NHG-75G	10074	100x26x9.5	4 x 1/4 x 5/8	6000	328	12 15/16	-	-	1.7	3.7	0.77	1.05	1/4	9.5	3/8	0.45	15.9

Specifications are subject to change without notice.

Sanders / Wire Brush Sanders

Sanders

Comfortable and Compact - perfectly balanced, easy to handle and excellent power.

■ Lever Type

● 100mm(4")



NSG-100

■ Safety Grip Type

● 125mm(5")



NSG-125

● 150mm(6")



NSG-150X

● 180mm(7")



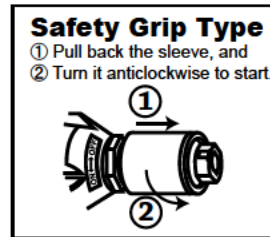
NSG-180XC

■ Safety Lever Type

● 180mm(7")



NSG-180XCLW
(Safety Lever Type)



Recommended air pressure 0.6MPa(6kgf/cm², 85psi)

Model	code	Capacity (Wheel size)		Max. free speed min ⁻¹	Overall length		Height		Mass		Airinlet thread Rc or NPT	Hose size		Average air consumption	
		mm	in		mm	in	mm	in	kg	lb		mm	in	m ³ /min	ft ³ /min
NSG-100	10176	100x16	4 x 5/8	13000	160	6 5/16	102	4	0.9	2.0	1/4	6.3	1/4	0.4	14.1
NSG-125	15313	125x16	5 x 7/8	11000	190	7 1/2	190	7 1/2	1.5	3.3	1/4	9.5	3/8	0.68	24
NSG-150X	15309	150x22	6 x 7/8	8400	209	8 1/4	179	7 1/16	2.2	4.8	3/8	12.7	1/2	0.65	23.0
NSG-180XC	15307	180x22	7 x 7/8	7600	209	8 1/4	179	7 1/16	2.2	4.8	3/8	12.7	1/2	0.65	23.0
NSG-180XCLW	15308	180x22	7 x 7/8	7600	239	9 7/16	190	8 1/2	2.4	5.3	3/8	12.7	1/2	0.65	23.0

Specifications are subject to change without notice.

Wire Brush Sanders

The Wire Brush Sanders are specialized wire-brushing machines. These are used to remove rust and paint or to descale beads after welding.

■ Safety Grip Type

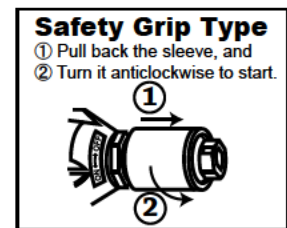


NAG-70WA

■ Safety Lever Type



NAG-70WALW



Recommended air pressure 0.6MPa(6kgf/cm², 85psi)

Model	code	Capacity (Wheel size)		Max. free speed min ⁻¹	Overall length		Height		Mass		Max. output		Airinlet thread Rc or NPT	Hose size		Average air consumption	
		mm	in		mm	in	mm	in	kg	lb	kw	ps		mm	in	m ³ /min	ft ³ /min
NAG-70WA	10744	120x22	4 3/4 x 7/8	6500	257	10 1/8	109	4 5/16	2.8	6.2	1.2	1.6	3/8	12.7	1/2	0.9	31.8
NAG-70WALW	10714	120x22	4 3/4 x 7/8	6500	276	10 7/8	109	4 5/16	2.8	6.2	1.2	1.6	3/8	12.7	1/2	0.9	31.8

Specifications are subject to change without notice.

Saw · File / Dia Cutter

Saw · File

NPK's original design of dual action device gives remarkable cutting speed. The rubber lined lever transmits the long infrared rays to the hand, reducing fatigue.



Saw · AS-22A



File · AS-22AF

Recommended air pressure 0.6MPa(6kgf/cm², 85psi)

Model	code	Max. sheet thickness mild steel		Free frequency per minute min ⁻¹	Overall length		Mass		Air inlet thread Rc or NPT	Hose size		Average air consumption	
		mm	in		mm	in	kg	lb		mm	in	m ³ /min	ft ³ /min
AS-22A	10791	1.5	1/16	10000	212	8 ³ / ₈	0.6	1.3	1/4	6.3	1/4	0.25	8.8
AS-22AF	10810	-		6500	203	8	0.6	1.3	1/4	6.3	1/4	0.11	3.9

Specifications are subject to change without notice.

Dia Cutter

Dia Cutter can realize speedy cutting and trimming work. It has many applications on automotive repair, window frame manufacturing, sheet metal industries and fiber glass factories.



DAC-11






Recommended air pressure 0.6MPa(6kgf/cm², 85psi)

Model	code	Max. sheet thickness mild steel		Max.free speed min ⁻¹	Overall length		Mass		Air inlet thread Rc or NPT	Hose size		Average air consumption	
		mm	in		mm	in	kg	lb		mm	in	m ³ /min	ft ³ /min
DAC-11	10225	54x1.0x10	2 ¹ / ₈ x ¹ / ₁₆ x ³ / ₈	13000	298	11 ³ / ₄	1.7	3.7	1/4	6.3	1/4	0.45	15.9

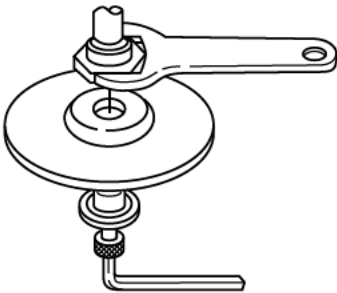
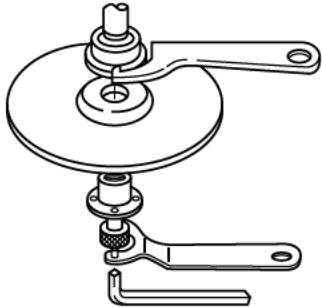
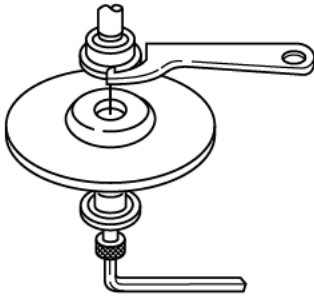
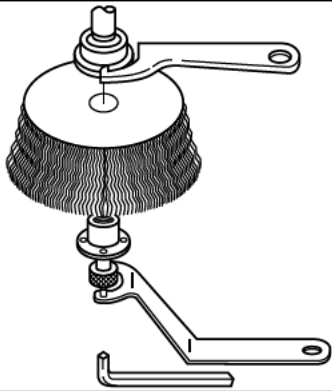
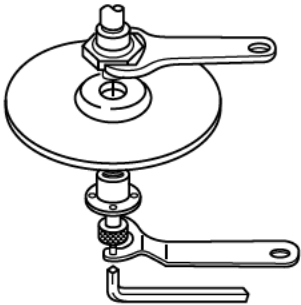
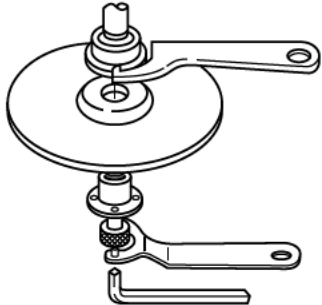
Specifications are subject to change without notice.

Accessories / Schematic Drawings to install the Grinding Wheel

Standard Accessories for Grinders



Shape	Name	Shape	Name
	Open Ended Spanner		Turning Spanner
	Turning Rod		Flange Spanner
	Allen Wrench		

Schematic Drawings to install the Grinding Wheel


Model	Drawing	Model	Drawing
NAG-1B(LW)-05 NAG-1E(LW)-05 NAG-400		NAG-2 NAG-2E(LW) NAG-230E(LW)	
NAG-1B(LW)-04 NAG-1E(LW)-04		NAG-70WA(LW)	
NAG-6XA(LW) NAG-70S NAG-70A(LW) NAG-77HA(LW) NSG-180XB(LW)		NVG-180SL NVG-180SLW NVG-180SS NVG-180HLW NVG-230SL NVG-230SLW NVG-230HLW	

Accessories / Options





Option for CNS Grinders

Shape	Model	CNS Wheel / Size	Code No.
	NHG-65G	Disc Type 65x13 (mm) 2 ⁹ / ₁₆ x1/2 (inch)	24906005
	NHG-75G	Uni Wheel Type 100x13 (mm) 4x1/2 (inch)	24906003


Accessories for Saw AS-22A

Shape	Name	Code No.
	32 Teeth	24906133
	24 Teeth	24906130

Accessories for File AS-22A

Shape	Name	Code No.
	Flat File	24906196
	Round File	24906162
	Semi-Round File	24906183
	Triangle File	24906166

Option for Dia Cutter DAC-11

Shape	Code No.
	15102450