

Angle Grinders

A wide selection of angle grinders offer you a greater choice for your particular work.

Grip Type

● 100mm(4") Built-in governor



NGS-100



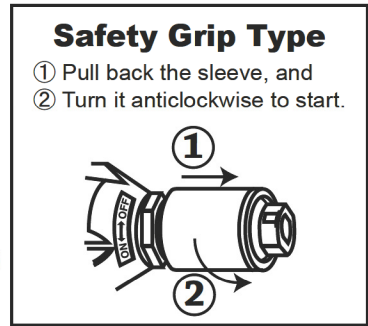
NAG-400A



NGP-100



Option :
Side Handle
for NAG-400A



Safety Grip Type

- ① Pull back the sleeve, and
- ② Turn it anticlockwise to start.

● 100mm(4") Non governor



NAG-1F-04

● 125mm(5") Non governor



NAG-1F-05



NGP-125

Safety Grip Type

● 150mm(6") Built-in governor



NAG-6XA

● 180mm(7") Built-in governor - Light weight type -



NAG-70S



NAG-70A

● 180mm(7") Built-in governor

- Powerful type -

- Powerful type -

- High-speed Powerful type -


● 230mm(9") Built-in governor



NAG-2
(Short Spindle Type)



NAG-2E
(Long Spindle Type)



NAG-77HA



NAG-230E
(Long Spindle Type)

Recommended air pressure 0.6MPa(6kgf/cm², 85psi)

Model	code	Capacity (Wheel size)		Spindle thread	Max free speed	Overall length		Height		Mass		Max. output		Air inlet thread	Hose size		Average air consumption	
		mm	in			in	min ⁻¹	mm	in	mm	in	kg	lb		kw	ps	RcorNPT	mm
NGS-100	15208	100x6x15	4 x 1/4 x 9/16	-	13600	192	7 ⁹ / ₁₆	85	3 ³ / ₈	1.0	2.2	0.64	0.88	1/4	9.5	3/8	0.5	17.7
NAG-400A	15320	100x6x15	4 x 1/4 x 9/16	-	13600	216	8 ¹ / ₂	86	3 ³ / ₈	1.7	3.7	0.85	1.15	1/4	9.5	3/8	0.65	23
NGP-100	15239	100x6x15	4 x 1/4 x 9/16	-	13600	225	7 ⁷ / ₈	97	3 ¹³ / ₁₆	1.8	3.7	1.2	1.63	3/8	9.5	3/8	1.0	35.3
NAG-1F-04	15315	100x6x15.9	4 x 1/4 x 9/16	-	12700	190	7 ¹ / ₂	83	3 ¹ / ₄	1.6	3.5	0.87	1.19	1/4	9.5	3/8	0.68	24
NAG-1F-05		125x6x22	5 x 1/4 x 7/8	-	12700	187	7 ³ / ₈	77	3 ¹ / ₁₆	1.5	3.3	0.87	1.19	1/4	9.5	3/8	0.68	24
NGP-125	15318	125x6x22	5 x 1/4 x 7/8	-	10900	225	7 ⁷ / ₈	105	4 ¹ / ₈	1.5	3.3	1.2	1.63	3/8	9.5	3/8	1.0	35.3
NAG-6XA	10023	150x6x22	6 x 1/4 x 7/8	5/8" -11UNC	9000	229	9	110	4 ⁵ / ₁₆	1.9	4.1	0.87	1.10	1/4	12.7	1/2	0.65	23
NAG-70S	10026	180x6x22	7 x 1/4 x 7/8	5/8" -11UNC	7600	238	9 ³ / ₈	109	4 ⁵ / ₁₆	2.8	5.5	1.30	1.70	3/8	12.7	1/2	1.1	38.8
NAG-70A	10756	180x6x22	7 x 1/4 x 7/8	5/8" -11UNC	7600	260	10 ¹ / ₄	107	4 ³ / ₁₆	3.1	6.1	1.20	1.60	3/8	12.7	1/2	1.2	42.4
NAG-2	10037	180x6x22	7 x 1/4 x 7/8	5/8" -11UNC	7600	276	10 ⁷ / ₈	126	4 ¹⁵ / ₁₆	4.0	8.8	1.32	1.80	3/8	12.7	1/2	1.2	42.4
NAG-2E	10038	180x6x22	7 x 1/4 x 7/8	5/8" -11UNC	7600	276	10 ⁷ / ₈	138	5 ⁷ / ₁₆	4.1	9.0	1.32	1.80	3/8	12.7	1/2	1.2	42.4
NAG-77HA	10032	180x6x22.2	7 x 1/4 x 7/8	5/8" -11UNC	8400	282	11 ¹ / ₈	120	4 ³ / ₄	4.1	9.0	1.50	2.10	3/8	12.7	1/2	1.4	49.4
NAG-230E	10040	230x6x22	9 x 1/4 x 7/8	5/8" -11UNC	5500	276	10 ⁷ / ₈	138	5 ⁷ / ₁₆	4.4	9.7	1.32	1.80	3/8	12.7	1/2	1.2	42.4

Specifications are subject to change without notice.

■ Safety Lever Type

● 100mm(4") Non governor



NAG-1FLW-04

● 125mm(5") Non governor



NAG-1FLW-05

● 180mm(7") Built-in governor

- Light weight type -



NAG-70ALW

● 180mm(7") Built-in governor

- Powerful type -



NAG-2ELW
(Long Spindle Type)

- High-speed Powerful type -



NAG-77HALW

● 230mm(9") Built-in governor



NAG-230ELW (Long Spindle Type)

■ Safety Lever Type · Right/Left Replaceable Handle

● 100mm(4") Rear Exhaust, Spindle Lock system



NAG-11A-04

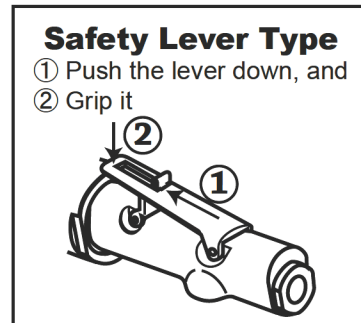
● 125mm(5") Rear Exhaust, Spindle Lock system



NAG-11A-05



NAG-11A-U5



Recommended air pressure 0.6MPa(6kgf/cm², 85psi)

Model	code	Capacity (Wheel size)		Spindle thread	Max.free speed	Overall length		Height		Mass		Max. output		Airinlet thread	Hose size		Average air consumption	
		mm	in			in	min ⁻¹	mm	in	mm	in	kg	lb		kw	ps	RcorNPT	mm
NAG-1FLW-04	15319	100x6x15.9	4 x 1/4 x 5/8	-	12700	232	9 1/8	79	3 1/8	1.5	3.3	0.87	1.19	1/4	9.5	3/8	0.68	24
NAG-1FLW-05	15326	125x6x22	5 x 1/4 x 7/8	-	12000	232	9 1/8	83	3 1/4	1.6	3.5	0.87	1.19	1/4	9.5	3/8	0.68	24
NAG-6XALW	10024	150x6x22	6 x 1/4 x 7/8	5/8" -11UNC	9000	250	9 13/16	110	4 5/16	2.5	5.5	0.81	1.10	1/4	12.7	1/2	0.65	23
NAG-70ALW	10742	180x6x22	7 x 1/4 x 7/8	5/8" -11UNC	7600	279	11 1/32	107	4 3/16	3.1	6.8	1.20	1.60	3/8	12.7	1/2	1.2	42.4
NAG-2ELW	10039	180x6x22	7 x 1/4 x 7/8	5/8" -11UNC	7600	321	12 5/8	138	5 7/16	4.1	9.0	1.32	1.80	3/8	12.7	1/2	1.2	42.4
NAG-77HALW	10034	180x6x22.2	7 x 1/4 x 7/8	5/8" -11UNC	8400	324	12 3/4	120	4 3/4	4.1	9.0	1.5	2.1	3/8	12.7	1/2	1.4	49.4
NAG-230ELW	10041	230x6x22	9 x 1/4 x 7/8	5/8" -11UNC	5500	321	12 5/8	138	5 7/16	4.3	9.5	1.32	1.80	3/8	12.7	1/2	1.2	42.4
NAG-11A-04	10794	100x6x15.9	4 x 1/4 x 5/8	-	12000	248	9 3/4	94	3 11/16	2.2	4.8	0.88	1.20	3/8	9.5	3/8	0.8	28.3
NAG-11A-05	10808	125x6x22	5 x 1/4 x 7/8	M14 x2.0	12000	248	9 3/4	98	3 7/8	2.3	5.1	0.88	1.20	3/8	9.5	3/8	0.8	28.3
NAG-11A-U5	15207	125x6x22	5 x 1/4 x 7/8	5/8" -11UNC	12000	248	9 3/4	112	4 7/16	2.2	4.8	0.88	1.20	3/8	9.5	3/8	0.8	28.3

Specifications are subject to change without notice.