


BM-SK3



BM-SK3-E

BENCH MOUNTED 3-STAGE SIDEKICK TORQUE REACTION ARMS

UNEXCELLED MOUNTING FLEXIBILITY TO SATISFY ALL ASSEMBLY REQUIREMENTS AND CONSTRAINTS. NO TORQUE REACTION FROM 0 TO 200 IN.-LBS.

BM-SK3

A Complete Assembly System for Air Tools

All units include 36" high chrome plated steel post, swivel mounting brackets, mounting screws, coil hose, supply air hose, swivel air manifold, 1/4" x 1/4" and 1/4" x 1/8" NPT steel nipples for air tool hook-up, quick disconnect fittings, quick release pins for instant tool changes, spring balancer and 3-Stage Sidekick Telescoping Torque Reaction Arm.

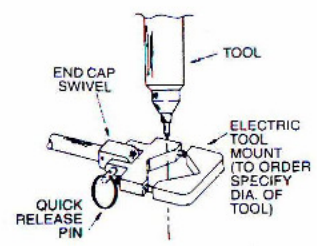
BM-SK3-FRL

Same as BM-SK3 with factory-installed filter, regulator, gauge and lubricator.

BM-SK3-E

A 3-Stage System for Electric Tools

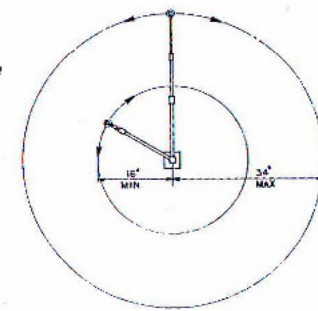
All units include 36" high chrome plated steel post, swivel mounting brackets, mounting screws, quick release pins for instant tool changes, electric tool clamp, electric cord clamps, spring balancer and 3-Stage Sidekick Telescoping Torque Reaction Arm.



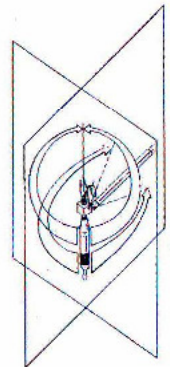
BM-SK3-E-CR

For clean room electric screwdriver applications.

*Work Station Coverage
All BM-SK3 Products*



*Complete 360° freedom
of movement in most
planes allows access
to your assembly*



BM-SK3-18E
BM-SK3-24E

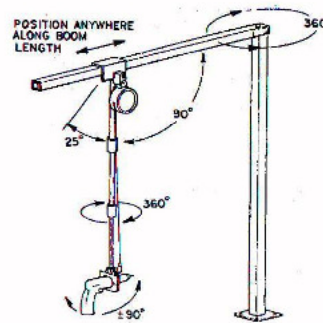
Maintains Electric Tools in an Upright Position for Easy Grasp

All units include 36" high chrome plated steel post, swivel mounting brackets, mounting screws, quick release pins for instant tool changes, electric tool clamp, electric cord clamps, 2-5 lb. balancer, 18" or 24" stationary boom and 3-Stage Sidekick Telescoping Torque Reaction Arm.

BM-SK3-P

A 3-Stage System for Pistol Grip Tools


- Torque absorption for horizontal driving applications
- For air and electric tools up to 4 lbs.
- Three models available
- No torque reaction up to 200 in. lbs.




Stand Height.....36"
 Boom Rotation.....360°
 Tool Vertical Travel.....18" from mounting surface
 Arm Angular
 Displacement from Vertical.....+25° to -90° or +90° to -25° depending on mounting direction
 Tool Angular Swivel± 90° (Torque absorption=torque X cos angle).
 Arm Distance From Stand.....Clamps at any position along boom length.
 Max. Tool Weight.....4 lbs.
 All Units Include.....36" high chrome plated steel post, 18", 24" or 30" swivel boom, 2-5 lb. balancer, tool clamp, mounting screws and 3-stage Sidekick Telescoping Torque Reaction Arm.

Models*	Boom Length (in.)
BM-SK3-P18	18
BM-SK3-P24	24
BM-SK3-P30	30

*Specify tool diameter



BM-SK3-24E



BM-SK3-P