

DIE GRINDER

EDSOM

DIE GRINDER

EDSOM

APPLICATIONS

These tools are very popular, all-purpose die grinders for applications such as deburring, die contouring, flash and removal, blending and smoothing. They are primarily used with carbide burs and mounted points. Industries using the grinders include: metal fab shops, die shops, foundries, steel mills, shipyards and construction.

G-3507 SERIES

- Rugged 1/3 hp motor, 35,000 rpm
- Compact, lightweight, easy to handle
- Steel motor housing-withstands rugged use
- Shown is optional lock-off lever throttle which prevents accidental start-up of the tool
- Interchangeable with CP-9107



G-3507

G-1340 SERIES

- Rugged 1 hp motor
- 25,000 or 18,000 rpm
- Steel motor housing to withstand heavy use
- Double angle collet for extreme accuracy
- Motor parts interchangeable with other 1340/1350 tools
- Interchangeable with CP-9113



G-1340

G-1340A SERIES


- Lightweight aluminum body for over-head work or where a lighter tool is needed
- Motor parts interchangeable with other 1340/1350 tools
- Interchangeable with CP-9113



G-1340A

G-1350 SERIES

- Rugged 1 hp motor
- 25,000 or 18,000 rpm
- Steel motor housing to withstand heavy use
- Safety lever
- Motor parts interchangeable with other 1340/1350 tools
- Interchangeable with CP-9113G



G-1350

STANDARD EQUIPMENT

(G1340 & G1350 Series only)

- G-3327 Wrench
- G-3858 Wrench
- G-3729 1/4" Collet

OPTIONAL EQUIPMENT

- Various Collet sizes (see Accessories)
- Safety Lever G-3781 on -1340 style housing

Now available in lightweight aluminum

Patco Model No.	RPM	Throttle Type	Spindle Thread	Collet Size	Overall Length	Net Weight	Housing Type	Air Inlet
G3507	35,000	Lever Self Closing	5/16 - 24 x 1/2	1/4"	5"	1 lb.	Steel	1/4 NPT
G-1340 G-1340-18	25,000 18,000	Lever Self Closing	3/8 - 24 x 9/16	1/4"	6 1/4"	2 lbs. 4 oz.	Steel	1/4 NPT
G-1340A G-1340A-18	25,000 18,000	Lever Self Closing	3/8 - 24 x 9/16	1/4"	6 1/4"	1 lb. 9 oz.	Aluminum	1/4 NPT
G-1350 G-1350-18	25,000 18,000	Safety Lock Off	3/8 - 24 x 9/16	1/4"	6 1/4"	2 lbs. 8 oz.	Steel	1/4 NPT

DIE GRINDER

EDSOM

APPLICATIONS

These grinders are used with mounted points and carbide burrs for a variety of applications such as die construction and repair, weld cleaning, casting and forging clean-up, deburring, blending and smoothing. User industries include die shops, foundries, maintenance areas and fabrication shops.

GE-1340-C SERIES

- Ideal for work in deep crevices or other recessed areas
- Double angle collet allows for exceptional accuracy
- Adjustable side exhaust deflector
- Heavy duty steel housing
- Rugged 1 hp motor
- Motor parts interchangeable with 1340/1350 tools
- Interchangeable with CP-9113ES



GE-1340-C

GE-1350-C SERIES

- Ideal for work in deep crevices or other recessed areas
- Double angle collet allows for exceptional accuracy
- Adjustable side exhaust deflector
- Heavy duty steel housing
- Safety lever
- Rugged 1 hp motor
- Motor parts interchangeable with 1340/1350 tools
- Interchangeable with CP-9113GES




GE-1350-C

Now available in lightweight aluminum

GE1340A-C SERIES

- Ideal for work in deep crevices or other recessed areas
- Double angle collet allows for exceptional accuracy
- Adjustable side exhaust deflector
- Lightweight aluminum housing
- Rugged 1 hp motor
- Motor parts interchangeable with 1340/1350 tools
- Interchangeable with CP-9113ES



GE-1340A-C

GE- HEAVY DUTY SERIES

Our extra heavy-duty extended die grinder has been developed for applications where other extended grinders have failed to perform. The extension assembly is designed to handle high side load pressures required in many hard to reach areas.

- Heavy-duty 1 hp motor
- Available in steel or aluminum housing
- Side exhaust with adjustable deflector
- Interchangeable motor parts with all 1340 and 1350 series grinders

(When ordering the GE- Heavy Duty Series extended die grinders, indicate -HD after the standard extended grinder style, i.e. GE-1340-C-HD)

STANDARD EQUIPMENT

- G-3729 1/4" collet
- G-3327 Wrench
- G-3858 Wrench

OPTIONAL EQUIPMENT

- Various collet sizes (see Accessories)
- G-3781 Safety Lever on -1340 style housing

Patco Model No.	RPM	Throttle Type	Spindle Thread	Collet Size	Overall Length	Net Weight	Housing Type	Air Inlet
GE-1340-C	25,000	Lever Self Closing	3/8 x 24	1/4"	11 1/8"	3 lbs. 5 oz.	Steel	1/4 NPT
GE-1350-C	25,000	Safety Lock Off	3/8 x 24	1/4"	11 1/8"	3 lbs. 9 oz.	Steel	1/4 NPT
GE-1340A-C	25,000	Lever Self Closing	3/8 x 24	1/4"	11 1/8"	2 lbs. 10 oz.	Aluminum	1/4 NPT

Heavy-Duty Extended Grinder

GE-1340-C-HD	25,000	Lever Self Closing	3/8 x 24	1/4"	11 1/8"	3 lbs. 8 oz.	Steel	1/4 NPT
GE-1340AC-HD	25,000	Lever Self Closing	3/8 x 24	1/4"	11 1/8"	2 lbs. 13 oz.	Aluminum	1/4 NPT
GE-1350-C-HD	25,000	Safety Lock Off	3/8 x 24	1/4"	11 1/8"	3 lbs. 12 oz.	Steel	1/4 NPT
GE-1350AC-HD	25,000	Safety Lock Off	3/8 x 24	1/4"	11 1/8"	3 lbs.	Aluminum	1/4 NPT

DIE GRINDER

EDSOM

APPLICATIONS

These tools are excellent for applications such as die contouring, deburring, blending and smoothing in hard-to-reach areas. They are used primarily with carbide burrs and mounted points. These tools are used in foundries, refineries, metal fab shops, power plants and other industries.

GA-1340-C SERIES

- Rugged 1 hp motor
- 13,500 rpm free speed
- Steel motor housing withstands heavy use
- Spiral beveled gears for longer life
- Side exhaust with adjustable deflector
- 1/2" side-to-center distance for easy accessibility to work-piece in tight areas
- Motor parts interchangeable with other 1340 /1350 tools
- Interchangeable with CP-3040-LABCID



GA-1340-C

GA-1350-C SERIES

- Rugged 1 hp motor
- 13,500 rpm free speed
- Steel motor housing withstands heavy use
- Spiral beveled gears for longer life
- Side exhaust with adjustable deflector
- 1/2" side-to-center distance for easy accessibility to work-piece in tight areas
- Motor parts interchangeable with other 1340/1350 tools
- Safety Lever
- Interchangeable with CP-3040-GABCID




GA-1350-C

Now available in lightweight aluminum

GA-1340A-C SERIES

- Rugged 1 hp motor
- 13,500 rpm free speed
- Lightweight aluminum body
- Spiral beveled gears for longer life
- Side exhaust with adjustable deflector
- 1/2" side-to-center distance for easy accessibility to work-piece in tight areas
- Motor parts interchangeable with other 1340/1350 tools
- Interchangeable with CP-3040-LABCID



GA-1340A-C

STANDARD EQUIPMENT

- G-3327 Wrench
- G-3858 Wrench

OPTIONAL EQUIPMENT

- Safety Lever
- G-3781 Safety Lever on -1340 style housing

Patco Model No.	RPM	Throttle Type	Collet Size	Overall Length	Net Weight	Housing Type	Air Inlet
GA-1340-C	13,500	Lever Self Closing	1/4"	8"	2 lbs. 13 oz.	Steel	1/4 NPT
GA-1350-C	13,500	Safety Lock Off	1/4"	8"	3 lbs. 1 oz.	Steel	1/4 NPT
GA-1340A-C	13,500	Lever Self Closing	1/4"	8"	2 lbs. 2 oz.	Aluminum	1/4 NPT

DIE GRINDER

EDSOM

APPLICATIONS

These grinders are used with mounted points and carbide burrs for a variety of applications such as die contouring and repair, weld cleaning, casting and forging clean-up, deburring, blending and smoothing. User industries include die shops, foundries, shipyards, construction, petrochemical and fabrication shops.

- Heavy duty 1 hp motor
- 13,500 RPM free speed
- Interchangeable motor parts with 1340/1350 tools
- Spiral bevel gears
- Adjustable side exhaust
- Extended reach for hard-to-reach areas
- 1/2" side-to-center distance for easy accessibility to work in tight areas

GAL-1340-C SERIES

- Steel housing withstands heavy use
- Interchangeable with CP-3040-LASCID

GAL-1350-C SERIES

- Safety lever
- Interchangeable with CP-3040-GASCID

GAL-1340A-C

- Lightweight aluminum body
- Interchangeable with CP-3040-LASCID

STANDARD EQUIPMENT

- G-3327 Wrench
- G-3858 Wrench

OPTIONAL EQUIPMENT

- G-3781 Safety Lever on -1340 style housing




GAL-1340-C



GAL-1350-C

Now available in lightweight aluminum



GAL-1340A-C

Patco Model No.	RPM	Throttle Type	Collet Size	Overall Length	Net Weight	Housing Type	Air Inlet
GAL-1340-C	13,500	Lever Self Closing	1/4"	10"	3 lbs. 3 oz.	Steel	1/4 NPT
GAL-1350-C	13,500	Safety Lock Off	1/4"	10"	3 lbs. 7 oz.	Steel	1/4 NPT
GAL-1340A-C	13,500	Lever Self Closing	1/4"	10"	2 lbs. 8 oz.	Aluminum	1/4 NPT

DOUBLE ANGLE COLLETS 200 DA Series

G-4158 Replaces:

Aro #32968-5
CP #C-119729Y
Dotco #208
Dresser #847811
IR #G140-700-4
Metal Remover #847811
Rotor #1171-1317B
Stanley #G-3027

G-3375 Replaces:

Aro #32968-9
CP #C-119730Y
Dotco #212
Dresser #847805
IR #G140-700-6
Metal Remover #847805
Rotor #1171-1317D
Stanley #G-3026

PART #	SIZE
G-4158	1/8"
G-4159	3/16"
G-3729	1/4"
G-3375	3/8"



COLLET CHUCK WRENCHES

These thin, high quality stamped wrenches are ideally suited for use with collet chucks. Close tolerance milled slots prevent damage to wrench flats on collet chuck bodies and nuts.

PART #	SIZE
G-3858	9/16"
GA-3652	Spanner
GA-3653	5/8"
G-3327	5/8" x 3/4"
GA-3864	1"



COLLET CHUCK ADAPTERS

The use of these adapters permits the use of various mounted wheels or burrs without changing collet chucks. Adapters are made with a shoulder to aid in removal with a minimum of inconvenience.

PART #	SIZE
G-4111	1/4" TO 1/8"

